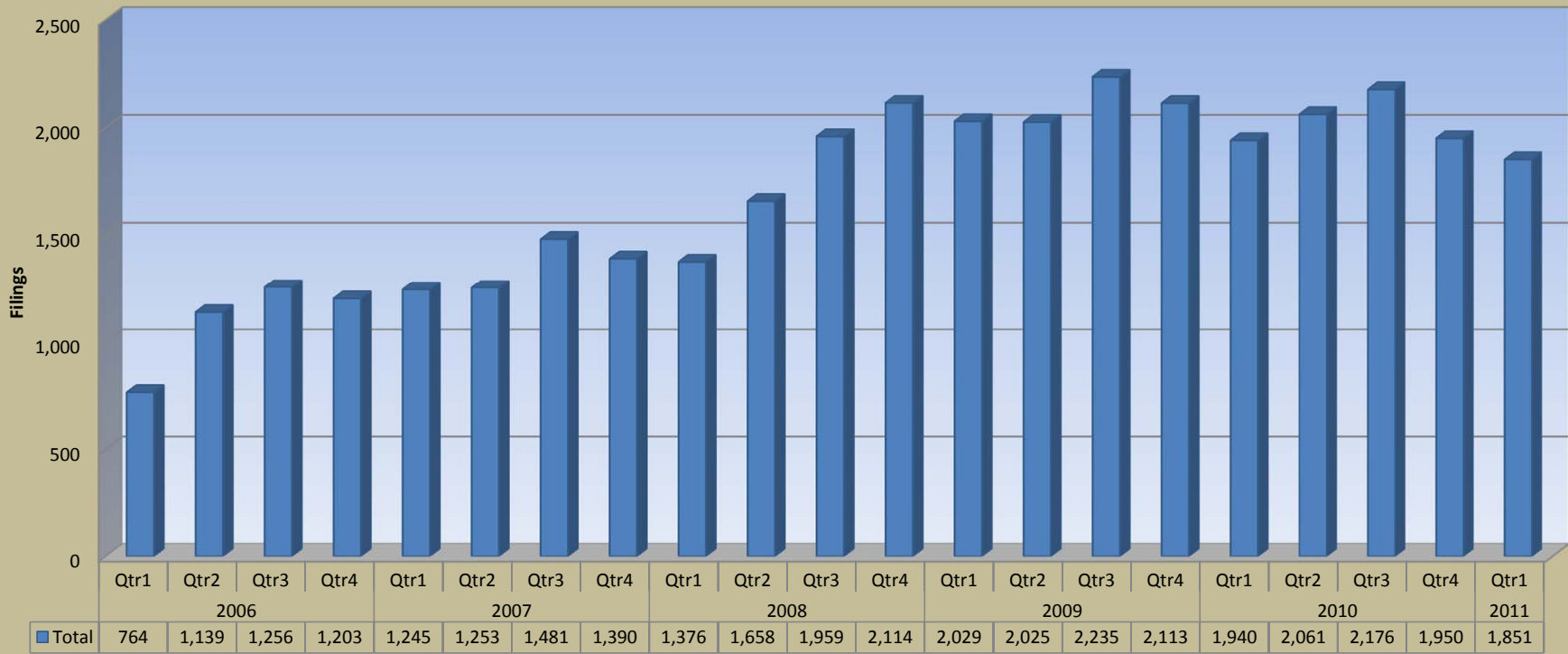


Total U.S. Filings vs. ALMB Filings Year Ending March 31 2011

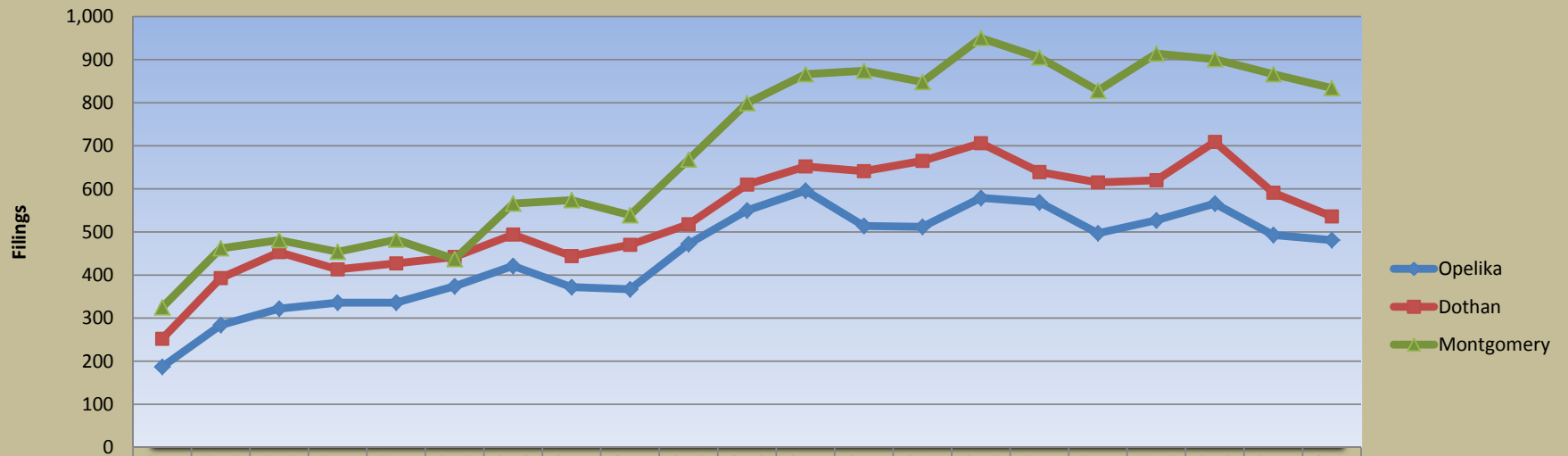
National ALMB



**U.S. Bankruptcy Court
Middle District of Alabama
Total Quarterly Filings
2006 - March 2011**

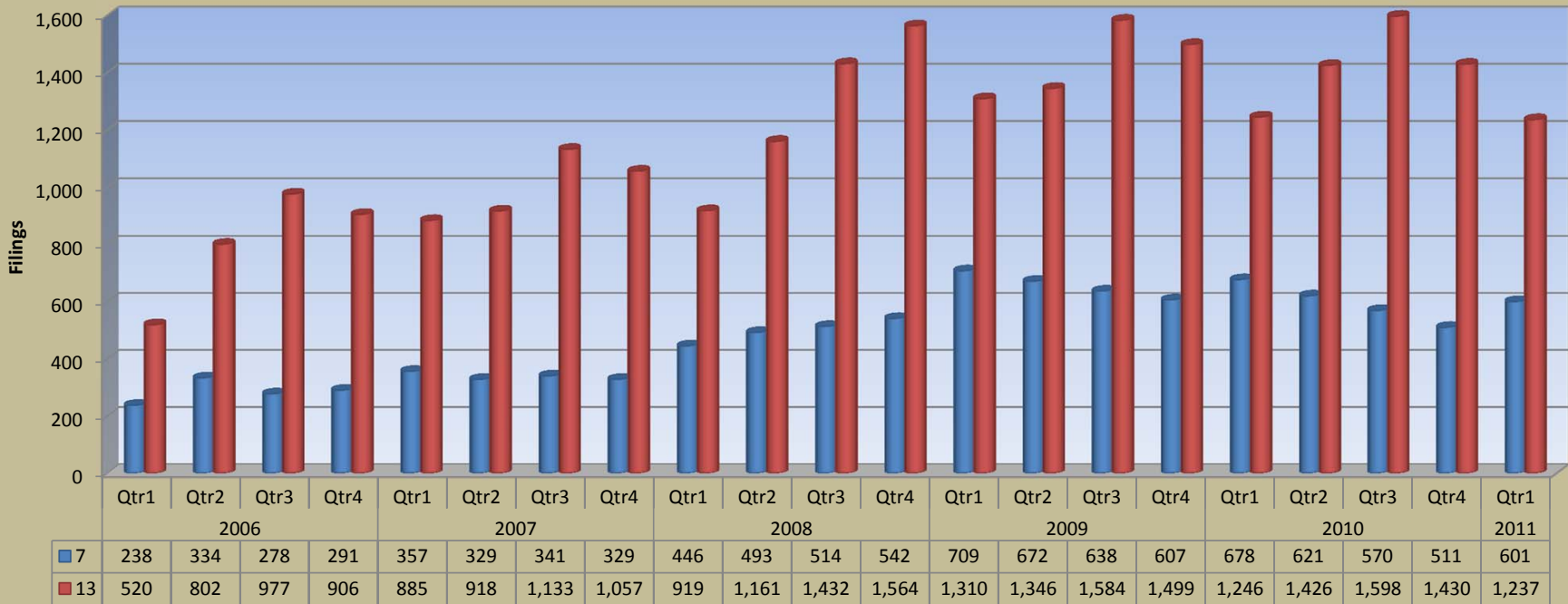


**U.S. Bankruptcy Court
Middle District of Alabama
Total Quarterly Filings by Division
2006 - March 2011**



	Qtr1	Qtr2	Qtr3	Qtr4	Qtr1	Qtr2	Qtr3	Qtr4	Qtr1	Qtr2	Qtr3	Qtr4	Qtr1	Qtr2	Qtr3	Qtr4	Qtr1	Qtr2	Qtr3	Qtr4	Qtr1
	2006				2007				2008				2009				2010				2011
Opelika	187	284	322	336	336	374	421	372	367	472	550	596	514	512	579	569	497	527	566	493	481
Dothan	252	393	453	413	427	442	494	444	470	518	610	652	641	665	706	639	615	620	709	591	536
Montgomery	325	462	481	454	482	437	566	574	539	668	799	866	874	848	950	905	828	914	901	866	834

**U.S. Bankruptcy Court
Middle District of Alabama
Quarterly Ch. 7 and 13 Filings
2006 - March 2011**



**U.S. Bankruptcy Court
Middle District of Alabama
Quarterly Ch. 11 and 12 Filings
2006 - March 2011**

